



**J THOMAS & COMPANY PRIVATE LIMITED**  
KOLKATA MARKET SYNOPSIS - SALE 34 (2025 - 26)

CTC
<b>Market Report</b>
· Good demand
· Assams tended easier and sold at lower levels than last.
· Plainer Dooars around last.
<b>Buying Analysis</b>
· Western India: Supported the better teas on offer
· Hindustan Unilever: Operated TCPL: Selective
· Exporters: Some enquiry Other Internal/Local: Operated
Orthodox
<b>Market Report</b>
· Strong demand
· Well made Whole Leaf and Brokens irregular around last. Remainder Whole Leaf and Brokens irregular and at times tended lower following quality.
· Fannings and Cleaner Secondaries around last levels.
<b>Buying Analysis</b>
· Middle East : Active
· CIS: Good Support
· Hindustan Unilever : Selective TCPL: Operated

DUST
<b>Market Report</b>
· Fair demand
· All sorts easier.
<b>Buying Analysis</b>
· Hindustan Unilever: Active
· Teloijan: Fair Support
· Western India: Fair Enquiry
Darjeeling
<b>Market Report</b>
· Good demand
· Whole leaf sold between Rs 550-600/- with few select invoices appreciated with quality. Plainer sorts sold between Rs 450-500/- . Brokens and fannings sold between Rs 200-300 based on quality with some outlots witnessed.
· Exporters: Selective Hindustan Unilever: Absent TCPL: Mainstay Local/Internal- Operated

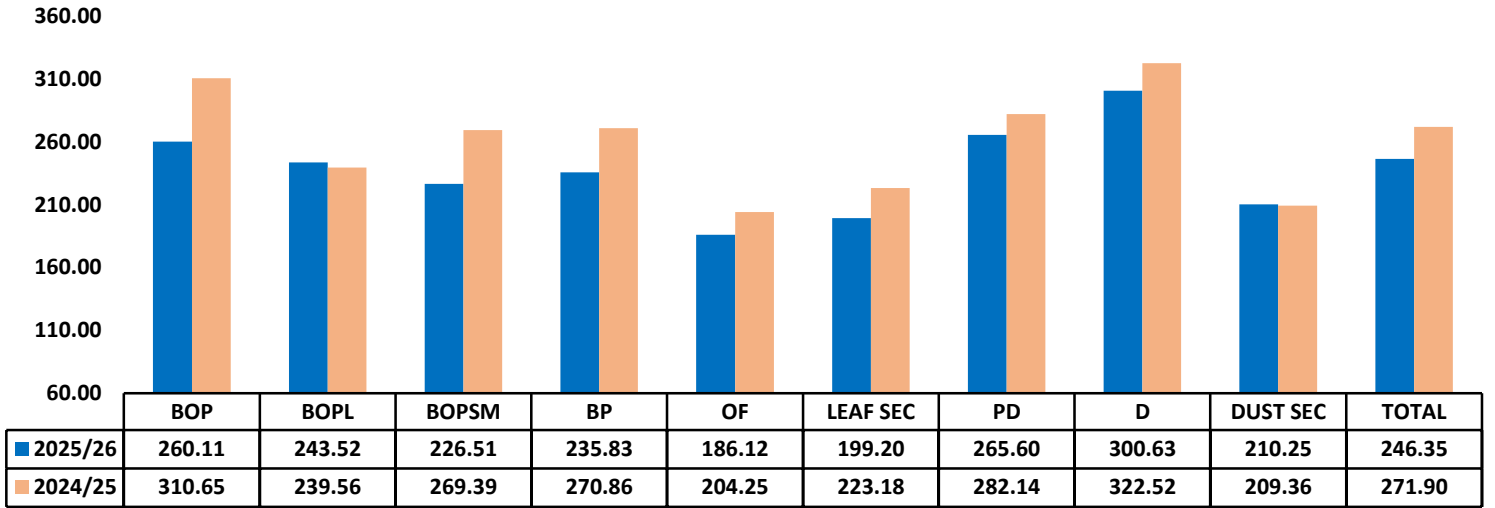
**AUCTION AVERAGES**

	2025/26			2024/25			UP TO SALE 34		
	SALE 34	SALE 33	+/-	SALE 34	SALE 33	+/-	2025/26	2024/25	2023/24
CTC LEAF	223.86	231.15	-7.29	273.66	275.02	-1.36	235.45	267.78	219.95
DUST	227.85	245.92	-18.07	292.36	292.48	-0.11	265.02	278.30	221.65
TOTAL	225.51	237.40	-11.89	281.30	282.21	-0.91	246.35	271.90	220.49
ORTHODOX	301.33	303.05	-1.73	327.25	322.38	4.87	307.54	305.31	224.08
DARJEELING	454.51	511.64	-57.13	527.27	487.79	39.48	545.86	488.24	438.59
ALL TEAS	251.98	259.47	-7.49	294.94	293.93	1.01	270.38	284.20	223.99

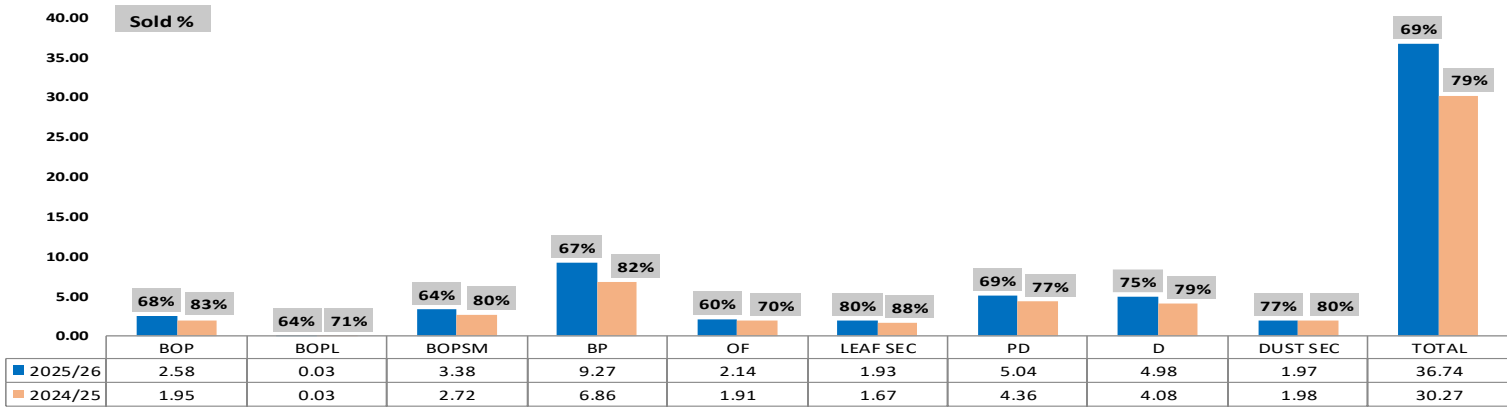
**KOLKATA AUCTION AVERAGES**

SALE	30	31	32	33	34	35
CTC LEAF	2025/26	244.25	239.16	230.74	231.15	223.86
	2024/25	276.27	277.15	272.05	275.02	273.66
DUST	2025/26	267.27	260.12	251.63	245.92	227.85
	2024/25	283.38	278.01	280.68	292.48	292.36
TOTAL	2025/26	252.80	247.42	238.21	237.40	225.51
	2024/25	279.12	277.48	275.66	282.21	281.30
ORTHODOX	2025/26	311.91	316.16	321.42	303.05	301.33
	2024/25	317.12	299.91	314.21	322.38	327.25
DARJEELING	2025/26	654.25	549.57	529.38	511.64	454.51
	2024/25	686.97	538.94	475.13	487.79	527.27

### Kolkata Gradewise Averages CTC Leaf / Dust Upto Sale 34



### Kolkata Gradewise Sold Quantity (M. Kgs) CTC Leaf / Dust Upto Sale 34



## KOLKATA GRADEWISE ORTHODOX AVARAGES UPTO SALE 34

GRADE	2025 - 25		2024 - 25		GRADE	2025 - 25		2024 - 25	
	QTY.	AVG	QTY.	AVG		QTY.	AVG	QTY.	AVG
TGFOP1	923387.6	423.97	629381.9	428.66	GFBOP	1318109.1	322.48	987826.8	321.00
TGFOP	1853755.3	385.66	1182993.7	385.05	GBOP	1759693.8	297.57	1193322.1	306.43
GFOP	1134289.2	348.27	709514.4	356.81	BPS	836704.0	361.79	601368.1	325.26
FOP	1281622.7	275.68	798912.4	279.11	GBOP1/FBOP1	1777242.2	209.54	1185153.3	194.46
FBOP	2588591.6	341.70	1586083.4	327.07	BOPF/GOF/FOF	1344080.2	181.64	896221.2	193.67

OFFER / SOLD QUANTITY & AVERAGE PRICE CTC / DUST												
	THIS SALE				LAST SALE				TO DATE			
	OFFERED	SOLD	AVG.	OUT %	OFFERED	SOLD	AVG.	OUT %	OFFERED	SOLD	AVG.	OUT %
BROKENS	19,44,266	10,79,173	227.37	44%	18,71,335	11,99,804	235.57	36%	2,38,30,460	1,58,47,211	238.17	34%
FANNINGS	7,76,815	4,58,002	228.73	41%	8,20,624	4,54,067	235.67	45%	83,79,634	54,15,717	240.39	35%
LEAF SEC.	2,43,464	1,85,859	191.46	24%	2,45,148	1,88,826	192.16	23%	24,06,998	19,30,906	199.20	20%
LEAF TOTAL	29,64,544.9	17,23,034.3	223.86	42%	29,37,107.5	18,42,697.2	231.15	37%	3,46,17,092.7	2,31,93,833.8	235.45	33%
DUST	16,61,584	10,02,218	236.74	40%	17,50,287	11,41,870	255.77	35%	1,59,40,559	1,15,72,490	274.36	27%
DUST SEC.	3,21,505	2,20,444	187.44	31%	2,66,340	2,10,666	192.52	21%	25,70,013	19,73,275	210.25	23%
DUST TOTAL	19,83,088.7	12,22,661.5	227.85	38%	20,16,626.9	13,52,535.9	245.92	33%	1,85,10,571.8	1,35,45,765.4	265.02	27%
TOTAL	49,47,633.6	29,45,695.8	225.51	40%	49,53,734.4	31,95,233.1	237.40	35%	5,31,27,664.5	3,67,39,599.3	246.35	31%

OFFER / SOLD QUANTITY & AVERAGE PRICE ORTHODOX												
WHOLE LEAF	7,23,149	6,23,429	329.81	14%	7,07,380	6,00,357	331.96	15%	99,55,454	85,68,053	340.06	14%
BROKENS	5,90,703	5,25,371	321.90	11%	6,37,143	5,62,426	323.94	12%	90,16,490	75,94,515	329.07	16%
FANNINGS	1,25,286	1,09,913	180.84	12%	1,32,814	1,26,549	180.20	5%	16,98,710	14,53,880	180.49	14%
SECONDARY	1,73,138	1,67,777	210.00	3%	1,50,497	1,43,606	208.68	5%	27,14,875	25,81,507	207.78	5%
ORTH. TOTAL	16,12,276.9	14,26,489.6	301.33	12%	16,27,833.2	14,32,939.0	303.05	12%	2,33,85,529.0	2,01,97,955.3	307.54	14%

OFFER / SOLD QUANTITY & AVERAGE PRICE DARJEELING												
WHOLE LEAF	39,204	24,878	571.39	37%	39,042	23,044	601.53	41%	4,35,728	2,80,243	720.87	36%
BROKENS	10,811	7,142	270.46	34%	8,340	5,568	271.15	33%	1,52,143	1,01,849	331.32	33%
FANNINGS	6,995	5,399	159.42	23%	4,259	3,352	293.05	21%	1,79,450	98,421	269.56	45%
DARJ. TOTAL	57,009.8	37,419.3	454.51	34%	51,640.9	31,963.2	511.64	38%	7,67,321.1	4,80,512.4	545.86	37%

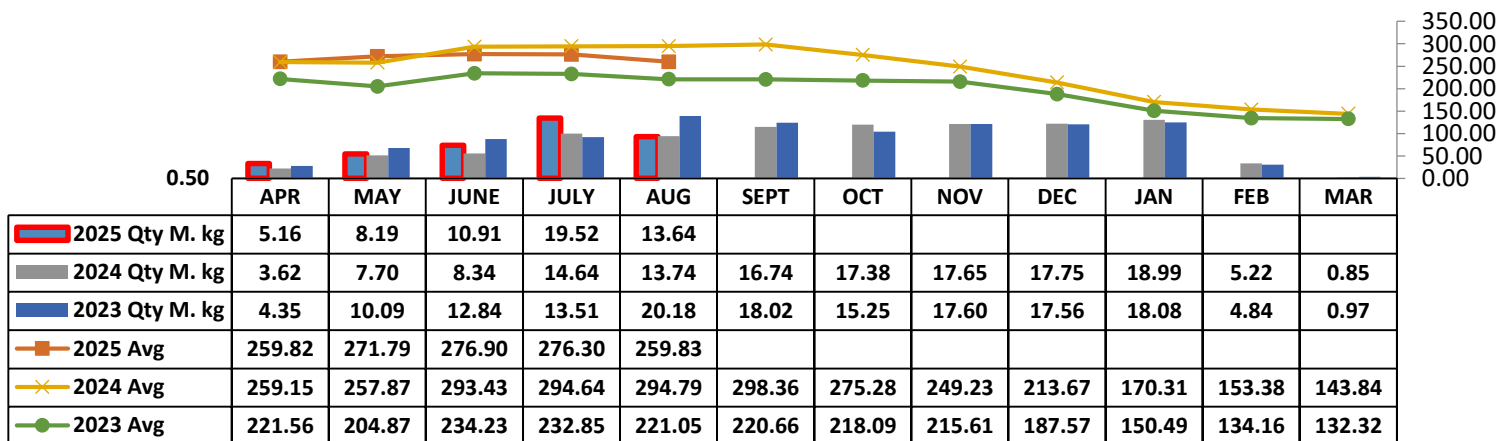
OFFER / SOLD QUANTITY & AVERAGE PRICE												
CTC	THIS SALE				LAST SALE				TO DATE			
	OFFERED	SOLD	AVG.	OUT %	OFFERED	SOLD	AVG.	OUT %	OFFERED	SOLD	AVG.	OUT %
2025-26	2964544.9	1723034.3	223.86	42%	2937107.5	1842697.2	231.15	37%	34617092.7	23193833.8	235.45	33%
2024-25	1812524.4	1498729.4	273.66	17%	1877761.5	1499327.7	275.02	20%	23018940.6	18391650.5	267.78	20%
DUST	OFFERED	SOLD	AVG.	OUT %	OFFERED	SOLD	AVG.	OUT %	OFFERED	SOLD	AVG.	OUT %
2025-26	1983088.7	1222661.5	227.85	38%	2016626.9	1352535.9	245.92	33%	18510571.8	13545765.4	265.02	27%
2024-25	1232386.3	1033756.6	292.36	16%	1238563.0	1049116.0	292.48	15%	15225257.9	11875708.6	278.30	22%
ORTHODOX	OFFERED	SOLD	AVG.	OUT %	OFFERED	SOLD	AVG.	OUT %	OFFERED	SOLD	AVG.	OUT %
2025-26	1612276.9	1426489.6	301.33	12%	1627833.2	1432939.0	303.05	12%	23385529.0	20197955.3	307.54	14%
2024-25	809524.0	757123.5	327.25	6%	873918.9	797134.5	322.38	9%	14573372.0	13134656.8	305.31	10%
DARJEELING	OFFERED	SOLD	AVG.	OUT %	OFFERED	SOLD	AVG.	OUT %	OFFERED	SOLD	AVG.	OUT %
2025-26	57009.8	37419.3	454.51	34%	51640.9	31963.2	511.64	38%	767321.1	480512.4	545.86	37%
2024-25	55479.3	43446.2	527.27	22%	61779.4	37044.5	487.79	40%	886306.7	463994.9	488.24	48%
TOTAL	OFFERED	SOLD	AVG.	OUT %	OFFERED	SOLD	AVG.	OUT %	OFFERED	SOLD	AVG.	OUT %
2025-26	6616920.3	4409604.7	251.98	33%	6633208.5	4660135.3	259.47	30%	77280514.6	57418067.0	270.38	26%
2024-25	3909913.9	3333055.6	294.94	15%	4052022.8	3382622.7	293.93	17%	53703877.1	43866010.8	284.20	18%

PRICE RANGE	CTC LEAF					DUST				
% OF TEAS SOLD	2025/26		UP TO SALE 34			2025/26		UP TO SALE 34		
	SALE 34	SALE 33	2025/26	2024/25	2023/24	SALE 34	SALE 33	2025/26	2024/25	2023/24
	BELOW 160	29.14	20.47	25.43	17.38	27.18	17.76	12.84	12.11	12.53
BETWEEN 160.00-179.99	6.68	7.60	5.53	5.77	7.33	6.42	3.36	3.78	5.09	7.89
BETWEEN 180.00-199.99	10.14	5.71	5.46	5.52	7.43	4.84	4.41	4.67	5.38	6.79
BETWEEN 200.00-219.99	7.80	6.47	6.15	7.12	8.35	9.01	6.92	6.31	6.70	8.82
BETWEEN 220.00-139.99	10.64	8.55	5.83	7.27	8.87	6.53	6.49	5.09	5.60	8.81
BETWEEN 240.00-259.99	13.04	12.43	8.64	7.93	8.78	21.58	11.58	8.18	7.01	11.07
BETWEEN 260.00-279.99	8.15	12.63	8.97	6.39	8.19	15.75	20.17	9.25	6.96	10.57
ABOVE 280	14.39	26.14	33.99	42.62	23.87	18.11	34.21	50.60	50.71	23.01

PRICE RANGE	ORTHODOX					PRICE RANGE	DARJEELING		
% OF TEAS SOLD	2025/26		UP TO SALE 34			% OF TEAS SOLD	2025/26		UP TO SALE 34
	SALE 34	SALE 33	2025/26	2024/25	2023/24		SALE 34	SALE 33	2025/26
	BELOW 200	8.36	10.56	10.84	14.71		33.01	BELOW 300.00	28.59
BETWEEN 200.00-219.99	7.70	8.00	7.52	3.23	12.18	BETWEEN 301.00-400.99	3.48	6.47	10.23
BETWEEN 220.00-239.99	12.37	9.39	7.86	4.48	17.19	BETWEEN 401.00-500.99	9.91	6.38	7.60
BETWEEN 240.00-259.99	8.48	7.34	6.63	6.11	14.67	BETWEEN 501.00-600.99	42.41	40.24	24.74
BETWEEN 260.00-279.99	5.68	4.87	6.41	6.69	7.46	BETWEEN 601.00-700.99	8.84	11.15	12.59
ABOVE 280	57.41	59.84	60.75	64.78	15.49	ABOVE 701.00	6.77	18.57	22.44

FUTURE FRESH OFFERING (IN PACKAGES)															
SALE NO	THIS YEAR-2025 - 26					LAST YEAR-2024 - 25					DIFFERENCE				
	CTC LEAF	ORTH.	DARI.	DUST	TOTAL	CTC LEAF	ORTH.	DARI.	DUST	TOTAL	CTC LEAF	ORTH.	DARI.	DUST	TOTAL
35	79836	68795	3425	43104	195160	61123	52932	3316	33802	151173	18713	15863	109	9302	43987
36	78144	73354	2366	43197	197061	58486	46744	3945	34941	144116	19658	26610	-1579	8256	52945
37	67475	62114	1960	35026	166575	55290	42917	3190	29397	130794	12185	19197	-1230	5629	35781
TOTAL	225455	204263	7751	121327	558796	174899	142593	10451	98140	426083	50556	61670	-2700	23187	132713

### Kolkata Monthly Price Movement All Teas



## CTTA BUYING (ALL TEAS) FOR THE SALE 34

CTTA BUYING (ALL TEAS) FOR THE SALE 34											
	CTC LEAF			DUST				TOTAL			
	SALE 34										
OFFER	29,64,544.9		Kgs	OFFER	19,83,088.7		Kgs	OFFER	49,47,633.6		Kgs
SOLD	17,23,034.3		Kgs	SOLD	12,22,661.5		Kgs	SOLD	29,45,695.8		Kgs
SOLD %	58%			SOLD %	62%			SOLD %	60%		
ZONES	KGS.	AVG.	%		Kgs	AVG	%		Kgs	AVG	%
W.India	3,88,680.7	265.45	23%	HUL	4,16,498.9	233.00	34%	HUL	6,99,655.2	235.38	24%
Local	3,82,019.7	203.24	22%	TCPL	2,32,156.1	245.95	19%	W.India	5,41,262.0	255.41	18%
HUL	2,83,156.3	238.89	16%	W.India	1,52,581.3	229.85	12%	Local	4,52,176.3	192.32	15%
WI.Pack	1,56,876.4	244.51	9%	Others	1,02,967.0	226.93	8%	TCPL	3,12,232.2	214.62	11%
Others	1,39,195.5	199.26	8%	Exports	92,857.5	219.20	8%	Others	2,42,162.5	211.02	8%
N.India	1,30,917.2	214.58	8%	WI.Pack	76,508.5	231.15	6%	WI.Pack	2,33,384.9	240.13	8%
Exports	1,14,342.1	201.92	7%	Local	70,156.6	132.86	6%	Exports	2,07,199.6	209.66	7%
TCPL	80,076.1	123.78	5%	N.India	39,370.9	199.36	3%	N.India	1,70,288.1	211.06	6%
Packeteers	30,741.9	227.65	2%	NI.Pack	16,210.4	280.91	1%	Packeteers	38,788.2	234.43	1%
S.India	12,504.1	170.31	1%	S.India	15,308.0	270.70	1%	S.India	27,812.1	225.56	1%
NI.Pack	4,524.3	208.45	0%	Packeteers	8,046.3	260.33	1%	NI.Pack	20,734.7	265.10	1%
Grand Total	17,23,034.3	223.86	100%	TOTAL	12,22,661.5	227.85	100%	TOTAL	29,45,695.8	225.51	100%

	ORTHODOX			DARJEELING			
	SALE 34						
OFFER	16,12,276.9		Kgs	OFFER	57,009.8		Kgs
SOLD	14,26,489.6		Kgs	SOLD	37,419.3		Kgs
SOLD %	88%			SOLD %	66%		
ZONE	Kgs	AVG	%		Kgs	AVG	%
Middle East	4,03,400.8	289.83	28%	TCPL	16,434.7	549.44	44%
Others	3,08,418.1	313.98	22%	Others	7,110.6	455.09	19%
Local	2,40,611.5	285.42	17%	Exports	6,076.0	305.33	16%
Other Exports	1,57,836.1	354.27	11%	Local	5,692.7	332.92	15%
W.India	91,987.3	293.23	6%	Domestic	1,266.7	454.68	3%
Domestic	78,682.5	256.02	6%	W.India	722.0	518.52	2%
N.India	61,316.4	283.28	4%	C.India	116.6	350.00	0%
CIS	27,569.5	369.95	2%				
Exports	21,511.4	305.69	2%				
TCPL	18,418.4	324.73	1%				
HUL	16,540.6	253.69	1%				
Packeteers	106.0	315.00	0%				
CONTINENT	91.0	216.00	0%				
TOTAL	14,26,489.6	301.33	100%	TOTAL	37,419.3	454.51	100%

**ASSAM CTC BATTING ORDER (GTAC+CTTA) Sale 14 to 34**

MARK	2025-26		2024-25	
	KGS	AVG	KGS	AVG
HOOKHMOL	162185	520.87	112594	528.97
GATOONGA	120788	472.00	218482	536.25
HALMARI	328438	438.88	277499	451.17
HATIMARA	177735	435.59	132368	475.16
MOKRUNG	57629	434.61	139528	502.32
DECKIAJULI	175964	420.87	161034	399.48
SALKATHONI	156524	409.67	152719	459.79
BANAMALIE	67922	401.03	81417	407.65
DOOMUR DULLUNG	153977	395.02	287247	412.65
DOOLAHAT	209329	384.84	247133	357.65
HIRAJULI	61267	374.52	88110	384.59
KHARIKATIA	205777	372.49	204418	394.96
BORJAN	168815	371.64	140167	377.19
KAMARBUND	91270	371.42	93811	393.91
GELAKEY	120303	367.52	97838	389.32
HAJUA	157516	364.48	245870	403.14
DUFLATING	145309	361.55	168738	399.07
KOONTAI 'B'	553490	359.30	700127	384.42
DOOMNI	342079	359.12	390269	379.49
SILONIBARI	129913	357.60	152980	333.11
HAROOCHARAI	144750	355.95	150141	356.28
GHILLIDARY	69612	354.38	106358	393.61
KHONA	114471	348.41	102920	384.75
BORBAM	153199	346.25	186307	369.46
DEOHALL	324559	345.86	265995	345.42

*\* Above 50000Kgs.*

**DOOARS CTC BATTING ORDER (STAC+CTTA) Sale 14 to 34**

MARK	2025-26		2024-25	
	KGS	AVG	KGS	AVG
KARTICK	210435	352.60	121153	367.32
BINAGURI	483020	337.52	443866	309.44
RYDAK	271108	325.30	279212	327.33
ARYAMAN	59826	323.03	0	0.00
NEPUCHAPUR	191398	322.38	215866	307.02
GHATIA ROYAL	134527	320.65	65452	310.15
JITI	368834	316.18	448228	307.42
HOPE	180323	312.77	237027	308.72
GULMA	384629	311.07	198304	325.75
LAKHIPARA	113393	310.97	8282	265.78
BARADIGHI	246976	310.29	221361	321.14
BHATKAWA	119609	308.73	117518	314.66
KARALAVALLEYROYAL	140071	308.08	132506	289.71
CHULSA	61385	305.13	160098	334.13
PAHARGOOMIAH	314101	303.83	270024	298.39
MORAGHAT	307612	302.80	375424	303.26
MAINAKROYAALE	57262	300.42	37763	290.20
KUMARGRAM	201127	298.60	326673	303.00
GOPALPUR	168154	295.13	175539	271.74
DALGAON	321744	293.95	325134	314.08
SANKOS	298931	291.03	469383	297.03
MEENGLAS	401871	289.92	338412	291.30
ZURRANTEE	179574	288.83	133922	286.90
LEESH RIVER	448830	288.53	293494	296.07
DANGUAJHAR	346926	286.56	422835	298.41

*\* Above 50000Kgs.*

**ASSAM ORTHODOX BATTING ORDER (GTAC+CTTA) Sale 14 to 34**

MARK	2025-26		2024-25	
	KGS	AVG	KGS	AVG
DEJOO	164542	415.04	146364	374.04
HARMUTTY	203791	408.06	140378	390.05
OAKLANDS	62178	383.58	13832	404.61
MOKALBARI EAST	177750	368.88	176518	359.40
BORPATRA	276862	367.52	124461	369.34
DIKOM	241975	359.59	221300	329.70
SESSA 'B'	263918	359.35	127069	328.83
HATTIALLI	302289	350.37	165672	343.16
MADHUTING	482310	350.12	174728	343.80
DHELAKHAT	263942	347.35	239260	347.78
NONAIPARA	182421	347.31	72765	345.41
SINGLIJAN	139602	344.91	161132	326.57
SEAJULI	125995	344.23	149890	316.37
LANGHARJAN	246389	343.98	338	375.02
METHONI	188079	343.67	184258	351.06
PENGAREE	294242	342.60	256755	350.64
RAIDANG 'D'	401604	341.63	496521	292.03
MOHUNBAREE	80070	341.05	65719	316.86
KOOMSONG	516104	339.41	391923	302.30
PHILLOBARI	272896	338.85	267061	279.94
MUTTUCK	198837	336.23	217184	332.84
JOONKTOLLEE	186259	332.21	33393	328.74
DAISAJAN	272381	329.32	148432	293.71
PANITOLA	644012	324.73	230952	296.96
GINGIA	136723	324.67	227191	310.22

*\* Above 50000Kgs.*

## DARJEELING BATTING ORDER Sale 14 to 34

MARK	2025-26		2024-25	
	KGS	AVG	KGS	AVG
BALASUN	10435	798.26	8034	716.60
CASTLETON	28238	771.14	26904	781.39
SUNGMA	11052	748.04	12709	761.61
TEESTA VALLEY	27217	739.78	22564	706.11
GIELLE	21553	717.79	17360	702.86
PUTTABONG	13880	685.82	19311	678.44
THURBO	42573	634.58	33985	600.66
MARGARET'S HOPE	42898	630.53	27237	612.11
NAMRING(UPPER)	18329	597.42	16395	536.97
BADAMTAM (ORGANIC)	14309	568.94	12106	554.68
BARNESBEG (ORGANIC)	8239	537.01	5675	658.55
GOPALDHARA	15244	514.86	12443	453.48
SINGBULLI (ORGANIC)	8361	486.59	5650	479.03
GLENBURN	40882	485.07	21380	495.66
NAMRING	7442	479.69	5564	319.62
MIM	21756	475.18	15938	384.18
ROHINI	19302	468.13	14598	399.36
SELIMBONG	3109	456.93	2020	445.95
ORANGE VALLEY	3678	447.31	781	428.38
HILLTON	31623	422.61	16539	312.38
GYA/MILLIKTHONG	4839	381.82	2164	598.38
UPPER FAGU	41535	353.56	32020	337.42
NORTH TUKVAR	7048	265.46	9072	249.12
NURBONG	4090	247.07	2493	345.78
MISSION HILL	4450	213.36	27150	227.07

\* Above 3000 Kgs.

Follow us on:

